

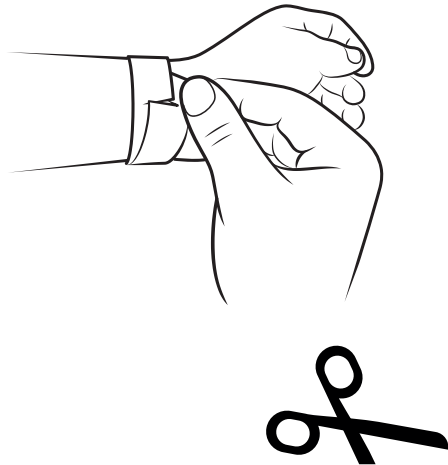


TryOn APP Instructions

IMPORTANT:
This page must be printed
at 100% size. Do not resize
or scale to fit

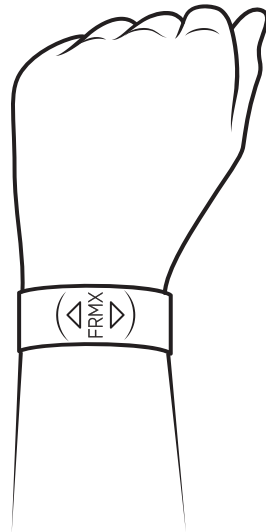
1 STRAP

Print this page at 100% (do not resize or scale to fit). Cut along the dotted outer line and cut in halfway for the size that fits your wrist (S, M, L or XL).




2 WRAP

Wrap the strap around your wrist and attach it at the cut-ins.



3 APP

Download and open the «Formex TryOn» App and choose the watch you want to try on.



4 TAP AND SNAP

Focus your camera on the strap and start exploring. In a low-light environment, use the torch button in the bottom right corner.

Snap and WIN a Formex: Follow us on instagram and take a creative digital wrist shot using our App, post and tag @formexwatch and use hastag #tryonformex for a chance to win!

